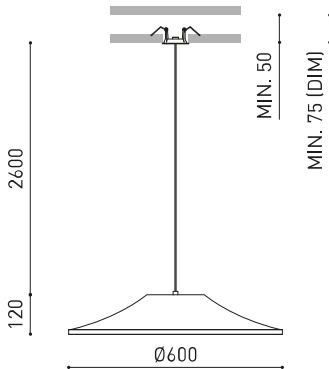




### DIMENSIONS



### ACCESSORIES



WIRE TRIMLESS ACCESSORY



TRIMLESS TOOL

Name	WARP 600 DIM DALI 2700K NT
Reference	A5330020NT
Color	Textured black
Base Finishing	Textured black
RAL	9005
Category	SUSPENSION

### LIGHT SOURCE

Type	LED
Gross luminous flux	800 lm
Colour temperature	2700 K
Chromatic stability	MacAdam Step 2
Colour Rendering Index	CRI > 90
Power	5 W
Current	150 mA
Efficacy	160 lm/W
LED lifespan	L90B10 > 60.000h

### LIGHTING FIXTURE | PHOTOMETRIC DATA

Lighting efficiency	54%
Light beam angle	85°

### LIGHTING FIXTURE | ELECTRICAL DATA

Driver	Included
Power values of the system	6,35 W
Frequency	50/60 Hz
Dimming	DALI
Electrical insulation class	□

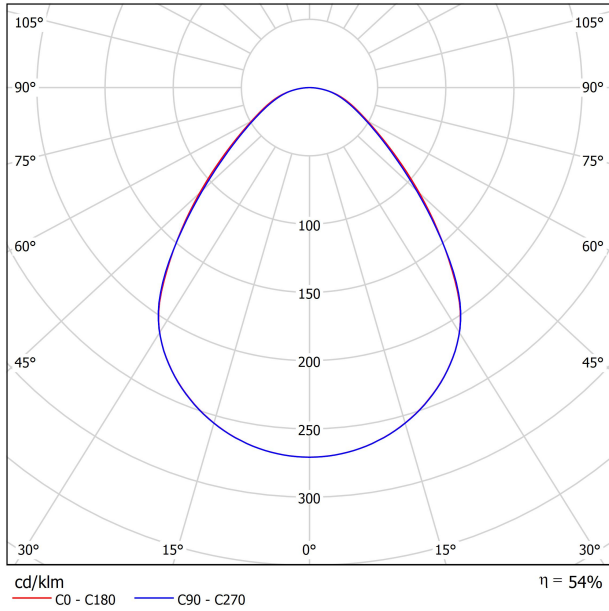
### OTHER DATA

Sealing	IP20
Recess measurements	Ø62 mm
Cord length	2600 mm
Fast adjustment tensioner	No
Weight	1465 g
Packaged weight	3640 g
Packaging dimensions	770 x 760 x 100 mm
Units per package	1
Materials	Aluminium / Polyamide / Polymethyl Methacrylate

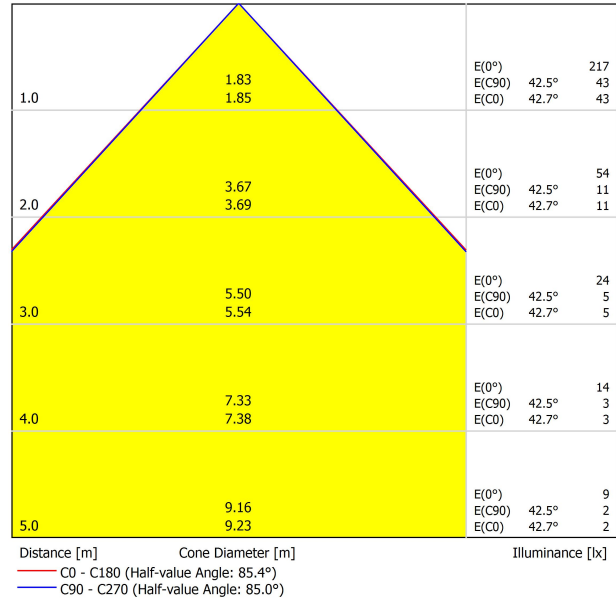


Warp emerges from a circumference of the horizontal plane and takes shape with true fluidity. Thanks to a translucent and elastic material such as textile, this suspension luminaire plays with the effects of translucency, offering great visual lightness and filtering the light through a defined contour. Available in black and in two different sizes, it is extremely quick and easy to assemble and lies flat in its packaging. Warp was designed by the German studio Geckeler Michels. Its name refers to Einstein's theory of spatial relativity and the distortion that the largest objects in the universe cause in space-time, with the understanding that light cannot escape this distortion and ends up sneaking into so-called black holes. Thus, "Warp" is the shape that space-time takes in this whole process.

POLAR DIAGRAM



CONICAL DIAGRAM

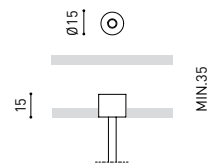




	PRODUCT
Model	Mains Thick Trimless
Reference	A023-00-02-   W   N
Colour	W <input type="checkbox"/> RAL 9016   N <input type="checkbox"/> RAL 9005
Category	Accessories



DIMENSIONAL DRAWING





INSTALLATION GUIDE

[https://youtu.be/sa\\_xAgj4ji4](https://youtu.be/sa_xAgj4ji4)

## PRODUCT

Model	Trimless Tool D20 X D52 MM
Reference	A478-00-01
Category	Accessories





Fuente de luz (LED) reemplazable por un profesional autorizado  
 Replaceable (LED only) light source by an authorized professional.  
 Source lumineuse (LED) remplaçable par un professionnel agréé  
 Sorgente luminosa (LED) sostituibile da parte di un professionista autorizzato  
 Austauschbare (LED) Lichtquelle durch einen autorisierten Fachmann



Equipo de control reemplazable por un profesional autorizado  
 Replaceable control gear by an authorized professional  
 Dispositif de commande remplaçable par un professionnel agréé  
 Alimentatore sostituibile da parte di un professionista autorizzato  
 Auswechselbares Betriebsgerät durch autorisierten Fachmann

INSTRUCCIONES PARA EL FINAL DE VIDA Y LA ELIMINACIÓN LOS COMPONENTES  
 INSTRUCTIONS ON END-OF-LIFE AND COMPONENT DISPOSAL  
 INSTRUCTIONS POUR LA GESTION DES COMPOSANTS EN FIN DE VIE ET LEUR MISE AU REBUT  
 ISTRUZIONI PER IL FINE VITA E LO SMALTIMENTO DEI COMPONENTI  
 ANWEISUNGEN ZUR ENTSORGUNG DER LEUCHTENKOMPONENTEN



Interrumpir la alimentación del aparato  
 Cut the power supply to the luminaire  
 Couper l'alimentation du luminaire  
 Interrompere l'alimentazione dell'apparecchio  
 Stromversorgung der Leuchte unterbrechen



Quitar la(s) fuente(s) de luz para el desecho  
 Remove light source(s) for disposal  
 Retirer la (les) source(s) lumineuse(s) pour l'élimination  
 Rimuovere la/le sorgente/e di luce per lo smaltimento  
 Lichtquelle(n) zur Entsorgung entfernen



Quitar la batería para el desecho  
 Remove the battery for decommissioning  
 Retirer la batterie pour sa mise au rebut  
 Rimuovere la batteria per la dismissione  
 Die Batterie ordnungsgemäß entsorgen



Quitar el equipo de control para el desecho  
 Remove control gear for disposal  
 Retirer le dispositif de commande pour l'élimination  
 Rimuovere l'alimentatore per lo smaltimento  
 Betriebsgerät zur Entsorgung ausbauen

Enviar los materiales a un centro de recogida RAEE  
 Send the materials to a WEEE collection centre  
 Envoyer les matériaux dans une déchetterie DEEE  
 Inviare i materiali ad un centro di raccolta RAEE  
 Die Materialien in einem WEEE-Zentrum entsorgen

