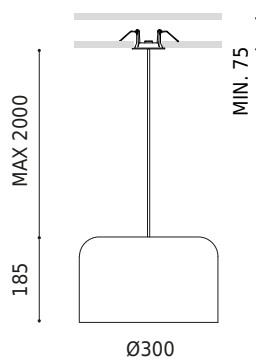




DIMENSIONS



ACCESSORIES



WIRE TRIMLESS ACCESSORY



TRIMLESS TOOL

Name	HEY JOE DIM PH.CUT 3000K NB
Reference	A5351051NB
Color	Bright Black - Other colours, please consult
RAL	9005
Category	SUSPENSION

PRODUCT

Type	LED
Gross luminous flux	1600 lm
Colour temperature	3000 K
Chromatic stability	MacAdam Step 2
Colour Rendering Index	CRI>90
Power	11,5 W
Current	350 mA
Efficacy	139 lm/W
LED lifespan	L80B10 >60.000h

LIGHT SOURCE

Lighting efficiency	44%
Light beam angle	86°

LIGHTING FIXTURE | PHOTOMETRIC DATA

Driver	Included
Power values of the system	13,69 W
Frequency	50/60 Hz
Dimming	Phase Cut - Other DIM, please consult
Electrical insulation class	□

LIGHTING FIXTURE | ELECTRICAL DATA

Sealing	IP20
Recess measurements	Ø62 mm
Cord length	Max. 2 m
Fast adjustment tensioner	No
Weight	1400 g
Packaged weight	2015 g
Packaging dimensions	340 x 327 x 223 mm
Units per package	1
Materials	Aluminium

OTHER DATA



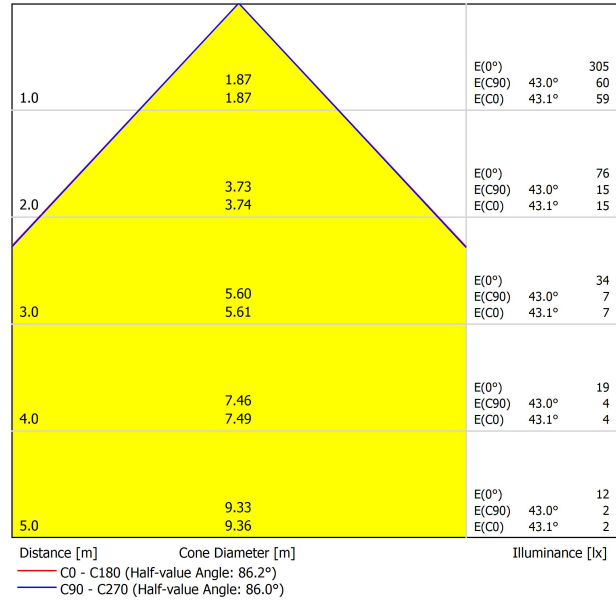
In the decorative sector, Hey Joe presents a design with simple, pure lines, bringing quality to ambient lighting. Its discreet yet iconic style makes it a perfect fit in a wide range of spaces. The Hey Joe pendant luminaire is available in gloss black, gloss white and gloss pebble grey. It is made of aluminium. Its design is intended to enhance neutrality of interior spaces while adding depth and volume. The light is reflected in a white interior shade, projecting into the space indirectly with a notable amplitude and warmth. Hey Joe joins the Arkoslight collection as a tribute to the 60s classics. The name of this new addition pays tribute to one of the most covered songs in mid-20th-century music, which achieved its definitive success thanks to the avant-garde and groundbreaking style of Jimmy Hendrix. As an analogy to this success, Arkoslight brings back a classic formal design in this luminaire, reinterpreting it with a style and sophistication typical of its collection. Hey Joe is a design by Rubén Sadaña, Arkoslight's Product Director.



POLAR DIAGRAM



CONICAL DIAGRAM

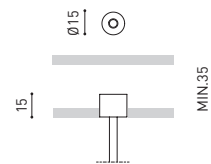




<b>Model</b>	Mains Trimless
<b>Reference</b>	A023-00-01-   W   N
<b>Colour</b>	W <input type="checkbox"/> RAL 9016   N <input type="checkbox"/> RAL 9005
<b>Category</b>	Accessories



DIMENSIONAL DRAWING





INSTALLATION GUIDE

[https://youtu.be/sa\\_xAgj4ji4](https://youtu.be/sa_xAgj4ji4)

## PRODUCT

Model	Trimless Tool <b>D20 X D52 MM</b>
Reference	A478-00-01
Category	Accessories





Fuente de luz (LED) reemplazable por un profesional autorizado  
 Replaceable (LED only) light source by an authorized professional.  
 Source lumineuse (LED) remplaçable par un professionnel agréé  
 Sorgente luminosa (LED) sostituibile da parte di un professionista autorizzato  
 Austauschbare (LED) Lichtquelle durch einen autorisierten Fachmann



Equipo de control reemplazable por un profesional autorizado  
 Replaceable control gear by an authorized professional  
 Dispositif de commande remplaçable par un professionnel agréé  
 Alimentatore sostituibile da parte di un professionista autorizzato  
 Auswechselbares Betriebsgerät durch autorisierten Fachmann

INSTRUCCIONES PARA EL FINAL DE VIDA Y LA ELIMINACIÓN LOS COMPONENTES  
 INSTRUCTIONS ON END-OF-LIFE AND COMPONENT DISPOSAL  
 INSTRUCTIONS POUR LA GESTION DES COMPOSANTS EN FIN DE VIE ET LEUR MISE AU REBUT  
 ISTRUZIONI PER IL FINE VITA E LO SMALTIMENTO DEI COMPONENTI  
 ANWEISUNGEN ZUR ENTSORGUNG DER LEUCHTENKOMPONENTEN



Interrumpir la alimentación del aparato  
 Cut the power supply to the luminaire  
 Couper l'alimentation du luminaire  
 Interrompere l'alimentazione dell'apparecchio  
 Stromversorgung der Leuchte unterbrechen



Quitar la(s) fuente(s) de luz para el desecho  
 Remove light source(s) for disposal  
 Retirer la (les) source(s) lumineuse(s) pour l'élimination  
 Rimuovere la/le sorgente/e di luce per lo smaltimento  
 Lichtquelle(n) zur Entsorgung entfernen



Quitar la batería para el desecho  
 Remove the battery for decommissioning  
 Retirer la batterie pour sa mise au rebut  
 Rimuovere la batteria per la dismissione  
 Die Batterie ordnungsgemäß entsorgen



Quitar el equipo de control para el desecho  
 Remove control gear for disposal  
 Retirer le dispositif de commande pour l'élimination  
 Rimuovere l'alimentatore per lo smaltimento  
 Betriebsgerät zur Entsorgung ausbauen

Enviar los materiales a un centro de recogida RAEE  
 Send the materials to a WEEE collection centre  
 Envoyer les matériaux dans une déchetterie DEEE  
 Inviare i materiali ad un centro di raccolta RAEE  
 Die Materialien in einem WEEE-Zentrum entsorgen

