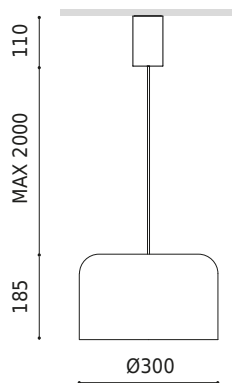




Dimensions



Name	HEY JOE BASE DIM PH.CUT 3000K WB
Reference	A5352051WB
Colour	Bright White - Other colours, please consult
RAL	9016
Category	SUSPENSION

PRODUCT

Type	LED
Gross luminous flux	1600 lm
Colour temperature	3000 K
Chromatic stability	MacAdam Step 2
Colour Rendering Index	CRI>90
Power	11,5 W
Current	350 mA
Efficacy	139 lm/W
LED lifespan	L80B10 >60.000h
Energy efficiency class	E

LIGHT SOURCE

Lighting efficiency	44%
Light beam angle	86°

LIGHTING FIXTURE | PHOTOMETRIC DATA

Driver	Included
Power values of the system	13,81 W
Frequency	50/60 Hz
Dimming	Phase Cut - Other DIM, please consult
Electrical insulation class	<input type="checkbox"/>

LIGHTING FIXTURE | ELECTRICAL DATA

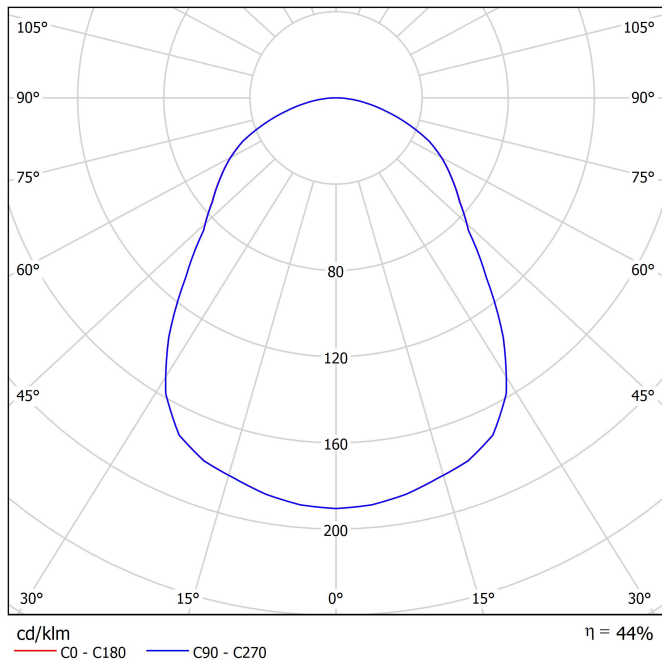
Sealing	IP20
Cord length	Max. 2 m
Fast adjustment tensioner	No
Weight	1560 g
Packaged weight	2175 g
Packaging dimensions	340 x 327 x 223 mm
Units per package	1
Materials	Aluminium

OTHER DATA

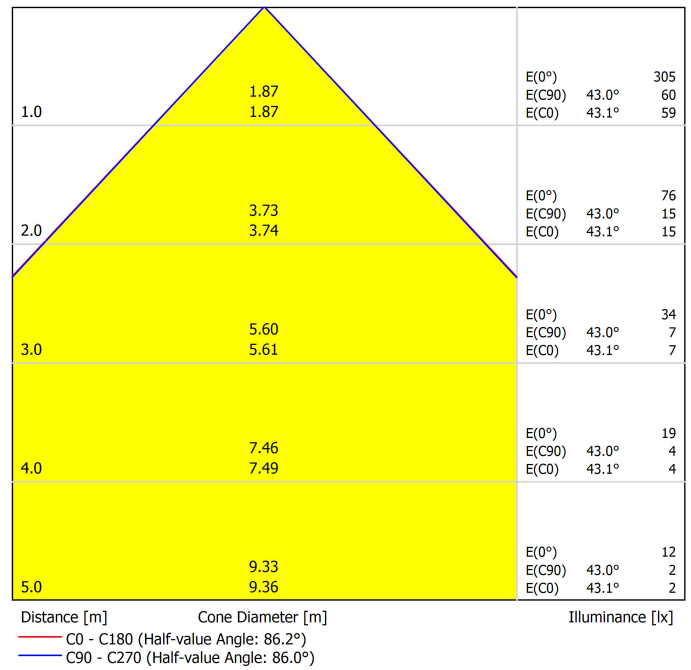


In the decorative sector, Hey Joe presents a design with simple, pure lines, bringing quality to ambient lighting. Its discreet yet iconic style makes it a perfect fit in a wide range of spaces. The Hey Joe pendant luminaire is available in gloss black, gloss white and gloss pebble grey. It is made of aluminium. Its design is intended to enhance neutrality of interior spaces while adding depth and volume. The light is reflected in a white interior shade, projecting into the space indirectly with a notable amplitude and warmth. Hey Joe joins the Arkoslight collection as a tribute to the 60s classics. The name of this new addition pays tribute to one of the most covered songs in mid-20th-century music, which achieved its definitive success thanks to the avant-garde and groundbreaking style of Jimmy Hendrix. As an analogy to this success, Arkoslight brings back a classic formal design in this luminaire, reinterpreting it with a style and sophistication typical of its collection. Hey Joe is a design by Rubén Sadaña, Arkoslight's Product Director.

Polar diagram



Conical diagram





DRIVER

0001-06-64	DRIVER 15W 350mA PHASE CUT
------------	----------------------------

PHASE CUT DIMMERS TESTED FOR COMPATIBILITY:

Brand / Manufacturer	Model number	Dimming Type	Max. N° Drivers per dimmer
Busch - Jaeger	6513 U-102	Trailing edge	1 - 13
Busch - Jaeger	6523 U-102	Trailing edge	1 - 9
Busch - Jaeger	6523 UR-103	Trailing edge	1 - 13
Philips	SED-200A	Trailing edge	1 - 9
Etman	ETM327	Trailing edge	1 - 13
Etman	ETM329	Trailing edge	1 - 13
HZC Electric	AU-P3	Trailing edge	1 - 12
JUNG	LB-Management	Trailing edge	1 - 13
Merten	SBD200LED (MEG5134-0000)	Trailing edge	1 - 13
NIKO	310-0190 X	Trailing edge	1 - 12
Schneider	CCTSE12011	Trailing edge	1 - 15
Merten/Schneider	SBD315RC	Trailing edge	1 - 12
CASAMBI	CBU-TED	Trailing edge	1 - 5

THE PARTICULAR CONDITIONS OF EACH INSTALLATION AND THE SPECIFICATIONS AND CONDITIONS OF USE OF EACH REGULATOR, MAY DIFFER FROM THOSE CONSIDERED IN THE COMPATIBILITY TESTING, AND AFFECT ITS PERFORMANCE IN SAID INSTALLATION.

FOR MORE INFO, PLEASE CONSULT



Fuente de luz (LED) reemplazable por un profesional autorizado

Replaceable (LED only) light source by an authorized professional.

Source lumineuse (LED) remplaçable par un professionnel agréé

Sorgente luminosa (LED) sostituibile da parte di un professionista autorizzato

Austauschbare (LED) Lichtquelle durch einen autorisierten Fachmann



Equipo de control reemplazable por un profesional autorizado

Replaceable control gear by an authorized professional

Dispositif de commande remplaçable par un professionnel agréé

Alimentatore sostituibile da parte di un professionista autorizzato

Auswechselbares Betriebsgerät durch autorisierten Fachmann

Instrucciones para el final de vida y la eliminación de los componentes:

Instructions on end-of-life and component disposal:

Instructions pour la gestion des composants en fin de vie et leur mise au rebut :

Istruzioni per il fine vita e lo smaltimento dei componenti:

Anweisungen zur entsorgung der Leuchtenkomponenten:



Interrumpir la alimentación del aparato
Cut the power supply to the luminaire
Couper l'alimentation du luminaire
Interrompere l'alimentazione dell'apparecchio
Stromversorgung der Leuchte unterbrechen



Quitar la(s) fuente(s) de luz para el desecho
Remove light source(s) for disposal
Retirer la (les) source(s) lumineuse(s) pour l'élimination
Rimuovere la/le sorgente/e di luce per lo smaltimento
Lichtquelle(n) zur Entsorgung entfernen



Quitar la batería para el desecho
Remove the battery for decommissioning
Retirer la batterie pour sa mise au rebut
Rimuovere la batteria per la dismissione
Die Batterie ordnungsgemäß entsorgen



Quitar el equipo de control para el desecho
Remove control gear for disposal
Retirer le dispositif de commande pour l'élimination
Rimuovere l'alimentatore per lo smaltimento
Betriebsgerät zur Entsorgung ausbauen



Enviar los materiales a un centro de recogida RAEE
Send the materials to a WEEE collection centre
Envoyer les matériaux dans une déchetterie DEEE
Inviare i materiali ad un centro di raccolta RAEE
Die Materialien in einem WEEE-Zentrum entsorgen

