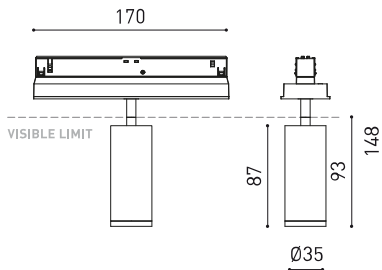


Black Foster Custom Module

ARKOSLIGHT



Dimensioni



Accessori



ANTI-GLARE HONEYCOMB LOUVER



CUSTOM & MOUNTING ACCESSORIES

| | |
|-----------|---|
| Nome | BLACK FOSTER CUSTOM MODULE FIT 35 SPOT DIM DALI 4000K G |
| Articolo | A5420212G |
| Colore | Oro |
| RAL | 1036 |
| Categoria | CUSTOM SYSTEMS |

| | |
|----------------------------------|-------------------|
| Tipo | LED |
| Flusso luminoso lordo | 710 lm |
| Temperatura di colore | 4000 K |
| Stabilità cromatica | MacAdam Step 2 |
| Indice di Riproduzione Cromatica | CRI > 90 |
| Potenza | 5,5 W |
| Efficienza | 129 lm/W |
| Ore di vita del LED | L90B10 > 108.000h |
| Classe di efficienza energetica | E |

| | |
|---------------------------|-----|
| Efficienza luminosa | 85% |
| Angolo del fascio di luce | 20° |

| | |
|--------------------------------|---------|
| Driver | Incluso |
| Valori di potenza del sistema | 6,61 W |
| Tensione | 48Vdc |
| Regolazione | DALI |
| Classe di isolamento elettrico | II |

| | |
|------------------------------|---------------------------|
| Tenuta stagna | IP20 |
| Wireless control | Consultare |
| Angolo di oscillazione | 90° |
| Angolo di rotazione | 360° |
| Tipo de carril | Black Foster Track |
| Peso | 210 g |
| Peso compresso l'imballaggio | 295 g |
| Dimensioni dell'imballaggio | 214x168x57 mm |
| Unità per imballaggio | 1 |
| Materiali | Alluminio / Polycarbonato |

PRODOTTO

SORGENTE DI LUCE

APPARECCHIO | DATI FOTOMETRICI

APPARECCHIO | DATI ELETTRICI

ALTRI DATI



Fit 35 è un proiettore disegnato il sistema Black Foster Surface. Dalla geometria cilindrica e dalle forme essenziali, si distingue per minimalismo estetico e alta funzionalità, grazie alla possibilità di orientarlo in tutte le direzioni. Il perimetro in nero accentua inoltre l'effetto antiabbagliante.

Diagramma di abbagliamento polare

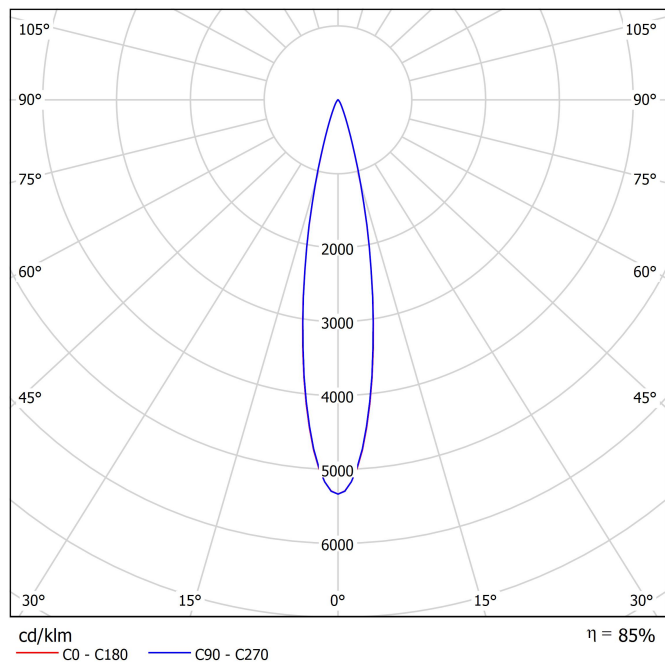
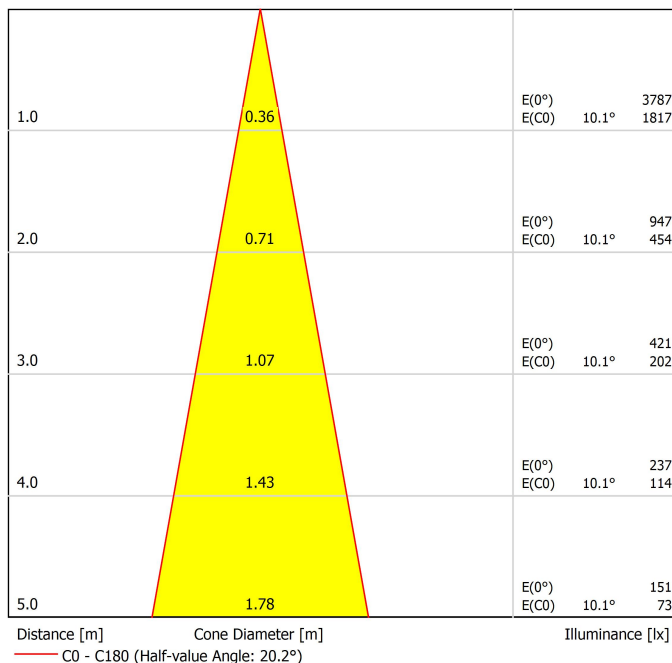



Diagramma conico





| | PRODUCT |
|-----------|-----------------------------|
| Model | Anti-glare Honeycomb Louver |
| Reference | A3450000 |
| Category | Accessories |

NON SI VENDE SEPARATAMENTE.



Schermo a nido d'ape antiabbagliamento

Accessorio composto da uno schermo a nido d'ape che controlla il fascio luminoso, riduce l'abbagliamento e protegge dalla visione diretta della sorgente luminosa.

Black Foster Custom System components

ARKOSLIGHT

Black Foster Custom System is a modular 48V lighting system designed to create tailored lighting setups by combining tracks, connectors, lighting modules, and accessories. Ideal for architectural and retail projects that demand flexibility, minimalist design, and high performance.

To configure the Black Foster Custom System, you'll need to combine the following components:

1. Tracks - Available in surface, trimless, or suspended versions (using suspension accessories with the surface track), they form the structural and electrical base of the system.
2. Connectors & Power Supply - Join track sections and provide 48V power input.
3. Accessories - Including end caps, joining elements, mounting accessories, and alternative installation parts to secure and finish the system.

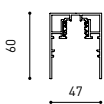


Track Options

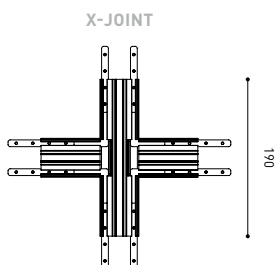
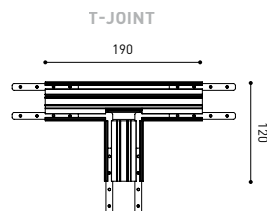
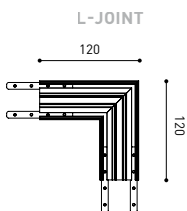
Choose the track version required for your project configuration.

Surface

| | |
|--------------------------------|-----------------------|
| BLACK FOSTER Custom Surface 1m | A452-01-00- NT WT |
| BLACK FOSTER Custom Surface 2m | A452-02-00- NT WT |
| BLACK FOSTER Custom Surface 3m | A452-03-00- NT WT |

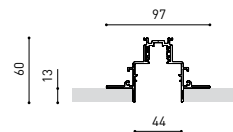


| | |
|-------------------------------------|-----------------------|
| BLACK FOSTER Custom Surface L-Joint | A452-04-00- NT WT |
| BLACK FOSTER Custom Surface T-Joint | A452-05-00- NT WT |
| BLACK FOSTER Custom Surface X-Joint | A452-06-00- NT WT |

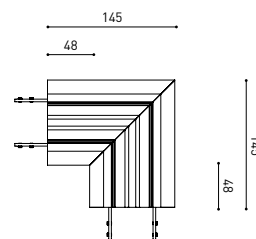


Trimless

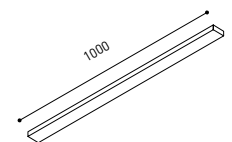
| | |
|---------------------------------|-----------------|
| BLACK FOSTER Custom Trimless 1m | A458-01-00- N |
| BLACK FOSTER Custom Trimless 2m | A458-02-00- N |
| BLACK FOSTER Custom Trimless 3m | A458-03-00- N |



| | |
|--------------------------------------|-----------------|
| BLACK FOSTER Custom Trimless L-Joint | A458-04-00- N |
|--------------------------------------|-----------------|



| | |
|--|------------|
| BLACK FOSTER Custom Trimless Plaster Installation Guard 1m | A458-05-00 |
|--|------------|



TRIMLESS INSTALLATION GUIDE
<https://youtu.be/tgGsQdaYe-w>



COLOUR | NT ■ RAL 9005 | WT □ RAL 9016 | N ■ RAL 9005 |

Electrical connections are not included. Please choose the required components from the Connectors section.



Complementary track accessories

Use end caps, joiners, and gap covers to connect, close, and cleanly finish your track setup.

Surface

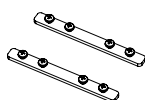
| | |
|-----------------------------|---------------------|
| BLACK FOSTER Custom Surface | |
| End | A452-00-03- N W |



| | |
|-----------------------------|---------------------|
| BLACK FOSTER Custom Surface | |
| End Feed | A452-00-04- N W |



| | |
|-----------------------------|------------|
| BLACK FOSTER Custom Surface | |
| Straight Joiner | A452-00-05 |



Trimless

| | |
|----------------------------------|--|
| BLACK FOSTER Custom Trimless End | |
| A458-00-01- N | |
| Cover Thickness = 2 mm. | |



| | |
|---------------------------------------|--|
| BLACK FOSTER Custom Trimless End Feed | |
| A458-00-02- N | |
| Cover Thickness = 2 mm. | |

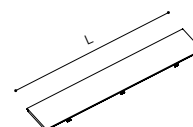


| | |
|------------------------------|--|
| BLACK FOSTER Straight Joiner | |
| A317-00-06 | |



For all tracks

| | | L |
|-----------------------------------|-----------------|-------|
| BLACK FOSTER Custom Cover Gap 250 | A452-00-01- N | 250mm |
| BLACK FOSTER Custom Cover Gap 500 | A452-00-02- N | 500mm |

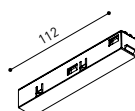


Connector options

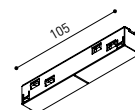
Connectors are required to provide electrical continuity between tracks, ensuring an uninterrupted 48V flow.

Surface

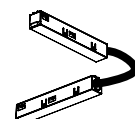
| | |
|------------------------|--|
| Live-End Connector 48V | |
| A338-00-01- N | |



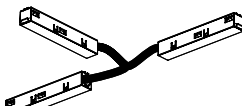
| | |
|-----------------------|--|
| Central Connector 48V | |
| A338-00-02- N | |



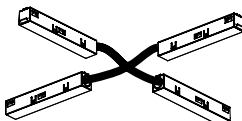
| | |
|-----------------------|--|
| L-Joint Connector 48V | |
| A338-00-12- N | |



| | |
|-----------------------|--|
| T-Joint Connector 48V | |
| A450-00-07- N | |

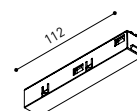


| | |
|-----------------------|--|
| X-Joint Connector 48V | |
| A450-00-08- N | |

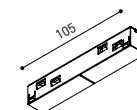


Trimless

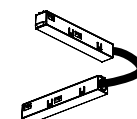
| | |
|------------------------|--|
| Live-End Connector 48V | |
| A338-00-01- N | |



| | |
|-----------------------|--|
| Central Connector 48V | |
| A338-00-02- N | |



| | |
|-----------------------|--|
| L-Joint Connector 48V | |
| A338-00-12- N | |



COLOUR | N ■ RAL 9005 | W □ RAL 9016 |

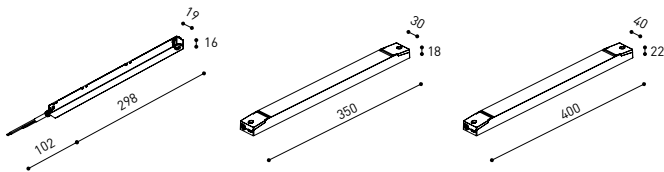
Power Supply Options

Select the appropriate power feed to deliver 48V to the system based on your track layout and installation type.

For all tracks

| Constant Voltage LED POWER SUPPLY | P | V | D (A x B x C) |
|-----------------------------------|------|-----|-----------------|
| 0434-01-61* N | 100W | 48V | 298 x 19 x 16mm |
| 0434-01-62 | 150W | 48V | 350 x 30 x 18mm |
| 0434-01-80 | 250W | 48V | 400 x 40 x 22mm |

220 V~ | 240 V~ | *To be installed inside the track.

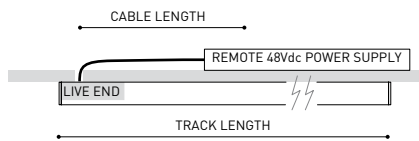


DROP VOLTAGE TABLE

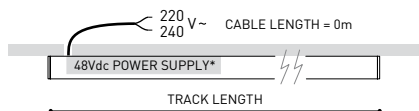
| POWER (W) | CABLE SECTION (mm ²) | CABLE LENGTH (m) | | | |
|-----------|----------------------------------|------------------|----|----|----|
| | | 5 | 10 | 20 | 30 |
| 100 | 0,75 | 50 | 50 | X | X |
| | 1,5 | 50 | 50 | 40 | 25 |
| 150 | 0,75 | 40 | 15 | X | X |
| | 1,5 | 50 | 40 | 20 | X |
| 250 | 0,75 | 20 | X | X | X |
| | 1,5 | 35 | 20 | X | X |

Connection diagrams:

Surface

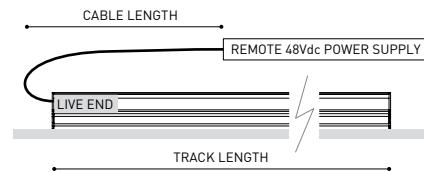


Remote driver installation

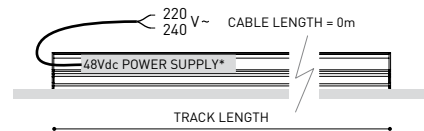


Integrated driver installation

Trimless

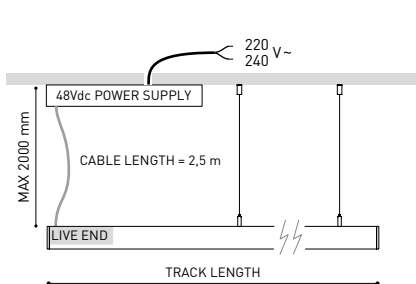


Remote driver installation

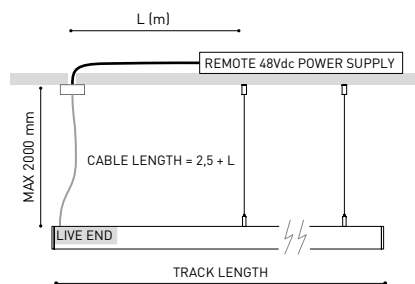


Integrated driver installation

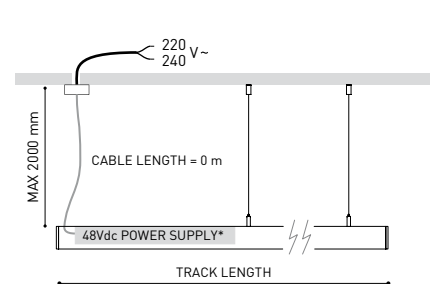
Suspension



Aside box



Remote driver installation



Integrated driver installation

COLOUR | N ■ RAL 9005 |

Other accessories

Suspension components

For a suspended configuration, use surface components together with the following accessories:

Black Foster Suspension Kit (2 units)

A450-00-09- | NT | WT |

Suggested mounting accessories quantities:
 1000mm - 2 Pcs.
 2000mm - 2 Pcs.
 3000mm - 3 Pcs.



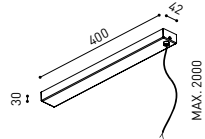
For aside box installation replace the power supply:

Wired Power Supply Case 48V

A338-00-25- | NT | WT | 150W | NO DIM

A338-00-26- | NT | WT | 150W | DIM

220 V~
240
INCL



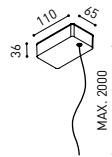
Required for remote or integrated driver installation:

Suspension Feed Kit 48V

A338-00-16- | N | W | NO DIM

A338-00-17- | N | W | DIM

For remote power supply



A338-00-27- | N | W | NO DIM

A338-00-28- | N | W | DIM

For power supply inside the track

Wire trimless accessories

For installing the suspension system cleanly and discreetly – with no visible ceiling boxes or mounting elements.

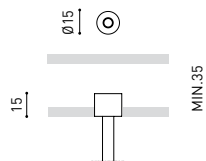
FEED

Mains Trimless*

A023-00-01- | W | N | NO DIM

Mains Thick Trimless*

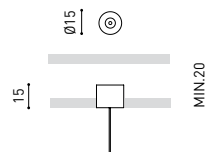
A023-00-02- | W | N | DIM



FASTENING

Steel Cable Trimless*

A023-00-05- | W | N |



* As many pieces as needed ACCORDING to your product

Trimless mounting accessories

These accessories offer different options for installing trimless track systems according to ceiling type and project needs.

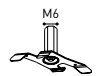
Track Fixation Kit A219-21-06- | B |



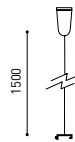
Track Flush Ceiling Kit A219-22-06- | B |



Track Clamp Kit for M6 ROD A219-21-21- | B |



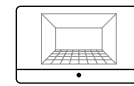
Track Suspension Kit A219-21-10- | B |



SUGGESTED MOUNTING ACCESSORIES QUANTITIES

1000 mm - 2 Pcs
 2000 mm - 2 Pcs
 3000 mm - 3 Pcs

TRIMLESS INSTALLATION GUIDE
<https://youtu.be/tgGsQdaYe-w>

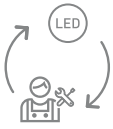


PRODUCT CONFIGURATOR

Use our online configurator to design your own custom product layout. The tool will guide you through the process and automatically calculate the required drivers and accessories.

[Start your configuration →](#)

COLOUR | NT ■ RAL 9005 | WT □ RAL 9016 | N ■ RAL 9005 | W □ RAL 9016 | B □ RAL 9016 |



Fuente de luz (LED) reemplazable por un profesional autorizado

Replaceable (LED only) light source by an authorized professional.

Source lumineuse (LED) remplaçable par un professionnel agréé

Sorgente luminosa (LED) sostituibile da parte di un professionista autorizzato

Austauschbare (LED) Lichtquelle durch einen autorisierten Fachmann



Equipo de control reemplazable por un profesional autorizado

Replaceable control gear by an authorized professional

Dispositif de commande remplaçable par un professionnel agréé

Alimentatore sostituibile da parte di un professionista autorizzato

Auswechselbares Betriebsgerät durch autorisierten Fachmann

Instrucciones para el final de vida y la eliminación de los componentes:

Instructions on end-of-life and component disposal:

Instructions pour la gestion des composants en fin de vie et leur mise au rebut :

Istruzioni per il fine vita e lo smaltimento dei componenti:

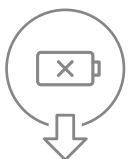
Anweisungen zur entsorgung der Leuchtenkomponenten:



Interrumpir la alimentación del aparato
Cut the power supply to the luminaire
Couper l'alimentation du luminaire
Interrompere l'alimentazione dell'apparecchio
Stromversorgung der Leuchte unterbrechen



Quitar la(s) fuente(s) de luz para el desecho
Remove light source(s) for disposal
Retirer la (les) source(s) lumineuse(s) pour l'élimination
Rimuovere la/le sorgente/e di luce per lo smaltimento
Lichtquelle(n) zur Entsorgung entfernen



Quitar la batería para el desecho
Remove the battery for decommissioning
Retirer la batterie pour sa mise au rebut
Rimuovere la batteria per la dismissione
Die Batterie ordnungsgemäß entsorgen



Quitar el equipo de control para el desecho
Remove control gear for disposal
Retirer le dispositif de commande pour l'élimination
Rimuovere l'alimentatore per lo smaltimento
Betriebsgerät zur Entsorgung ausbauen



Enviar los materiales a un centro de recogida RAEE
Send the materials to a WEEE collection centre
Envoyer les matériaux dans une déchetterie DEEE
Inviare i materiali ad un centro di raccolta RAEE
Die Materialien in einem WEEE-Zentrum entsorgen

