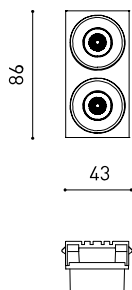




Dimensions



Accessories



TRIMLESS ACCESSORY
(MANDATORY)

Name	BLACK FOSTER TRI 2 FLOOD DIM PH.CUT 3000K NMG
Reference	A5582051NMG
Color	Black-Metallized gold
RAL	Metallic finish
Category	CEILING RECESSED

Type	LED
Gross luminous flux	420 lm
Colour temperature	3000 K
Chromatic stability	MacAdam Step 3
Colour Rendering Index	CRI>90
Power	4,2 W
Current	700 mA
Efficacy	100 lm/W
LED lifespan	L90B10 >102.000h

Lighting efficiency	92%
Light beam angle	38°

Driver	Included
Power values of the system	5,87 W
Frequency	50/60 Hz
Dimming	Phase Cut
Electrical insulation class	□

Sealing	IP20
Wireless control	Please Consult
Emergency power supply	Please Consult
Recess measurements	49 x 93 mm
Weight	150 g
Packaged weight	230 g
Packaging dimensions	275 x 85 x 70 mm
Units per package	1
Materials	Aluminium / Acrylonitrile Butadiene Styrene

PRODUCT

LIGHT SOURCE

LIGHTING FIXTURE | PHOTOMETRIC DATA

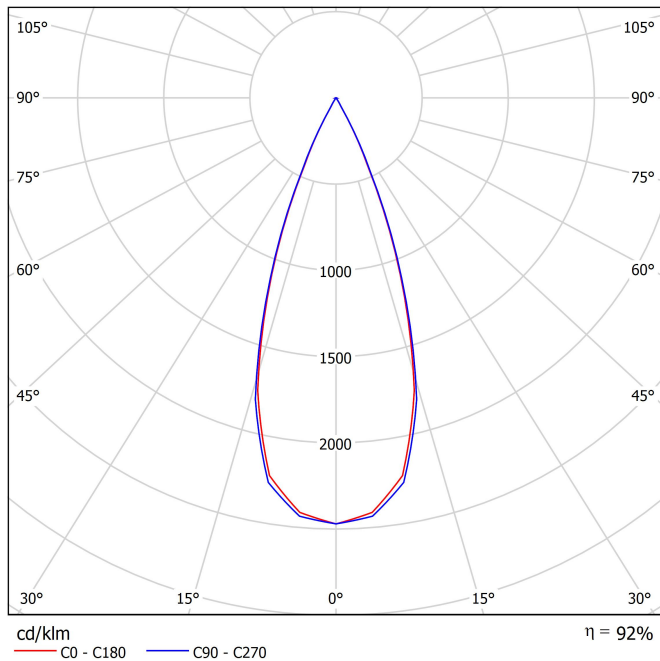
LIGHTING FIXTURE | ELECTRICAL DATA

OTHER DATA

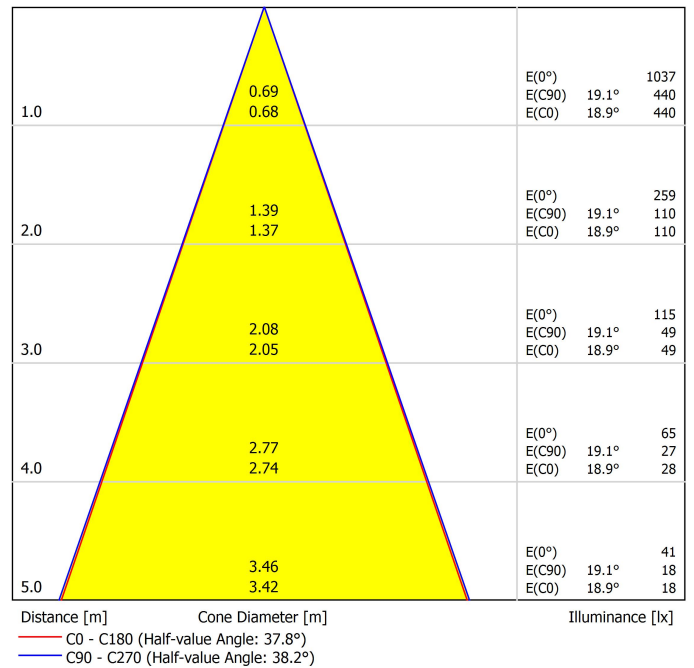


Black Foster is the product that transfers the claimed effect "The Invisible Black" to a recessed-isolated lineal luminary; also available in trimless version. If we take a closer view to the recessed model, its bezel is so thin than when lighted up, it is unperceived; offering an aesthetic of "visual trimless". Black Foster stands out for its refinement, its visual comfort and for almost completely hide the source of light from the human eye range.

Polar diagram



Conical diagram



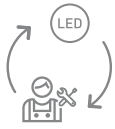
UGR

Glare Evaluation According to UGR											
ρ Ceiling	70	70	50	50	30	70	70	50	50	30	
ρ Walls	50	30	50	30	30	50	30	50	30	30	
ρ Floor	20	20	20	20	20	20	20	20	20	20	
Room Size X Y	Viewing direction at right angles to lamp axis					Viewing direction parallel to lamp axis					
2H	2H	-10.4	-9.8	-10.2	-9.6	-9.4	-10.0	-9.4	-9.8	-9.2	-9.0
	3H	-5.4	-4.8	-5.1	-4.6	-4.3	-5.1	-4.5	-4.8	-4.3	-4.1
	4H	-2.5	-1.9	-2.2	-1.7	-1.4	-2.1	-1.5	-1.8	-1.3	-1.0
	6H	1.0	1.5	1.3	1.8	2.1	1.2	1.8	1.6	2.0	2.3
	8H	2.9	3.4	3.2	3.6	3.9	3.0	3.5	3.3	3.8	4.1
4H	12H	4.9	5.3	5.2	5.6	5.9	5.0	5.4	5.3	5.7	6.0
	2H	-8.8	-8.2	-8.5	-8.0	-7.7	-8.6	-8.0	-8.3	-7.8	-7.5
	3H	-3.6	-3.1	-3.2	-2.8	-2.5	-3.4	-2.9	-3.1	-2.6	-2.3
	4H	-0.6	-0.2	-0.2	0.1	0.5	-0.2	0.2	0.1	0.5	0.8
	6H	2.9	3.3	3.3	3.6	4.0	3.1	3.4	3.5	3.8	4.2
8H	8H	4.8	5.1	5.3	5.5	5.9	5.0	5.2	5.4	5.6	6.0
	12H	6.9	7.1	7.3	7.5	8.0	7.0	7.2	7.4	7.6	8.1
	4H	0.8	1.1	1.2	1.4	1.8	1.0	1.3	1.4	1.7	2.1
	6H	4.4	4.6	4.9	5.1	5.5	4.5	4.7	5.0	5.2	5.6
	8H	6.4	6.6	6.9	7.0	7.5	6.5	6.7	7.0	7.1	7.6
12H	12H	8.6	8.8	9.1	9.2	9.7	8.7	8.8	9.2	9.3	9.8
	4H	1.2	1.5	1.7	1.9	2.3	1.4	1.7	1.9	2.1	2.5
	6H	4.9	5.1	5.4	5.6	6.0	5.0	5.2	5.5	5.7	6.1
	8H	7.0	7.2	7.5	7.7	8.1	7.1	7.2	7.6	7.7	8.2
	Variation of the observer position for the luminaire distances S										
S = 1.0H	+0.5 / -0.3					+0.6 / -0.3					
S = 1.5H	+1.1 / -0.5					+1.3 / -0.5					
S = 2.0H	+1.9 / -0.8					+2.3 / -0.8					
Standard table	---					---					
Correction Summand	---					---					
Corrected Glare Indices referring to 420lm Total Luminous Flux											

Installation guide



<https://youtu.be/tgGsQdaYe-w>



Fuente de luz (LED) reemplazable por un profesional autorizado

Replaceable (LED only) light source by an authorized professional.

Source lumineuse (LED) remplaçable par un professionnel agréé

Sorgente luminosa (LED) sostituibile da parte di un professionista autorizzato

Austauschbare (LED) Lichtquelle durch einen autorisierten Fachmann



Equipo de control reemplazable por un profesional autorizado

Replaceable control gear by an authorized professional

Dispositif de commande remplaçable par un professionnel agréé

Alimentatore sostituibile da parte di un professionista autorizzato

Auswechselbares Betriebsgerät durch autorisierten Fachmann

Instrucciones para el final de vida y la eliminación de los componentes:

Instructions on end-of-life and component disposal:

Instructions pour la gestion des composants en fin de vie et leur mise au rebut :

Istruzioni per il fine vita e lo smaltimento dei componenti:

Anweisungen zur entsorgung der Leuchtenkomponenten:



Interrumpir la alimentación del aparato
Cut the power supply to the luminaire
Couper l'alimentation du luminaire
Interrompere l'alimentazione dell'apparecchio
Stromversorgung der Leuchte unterbrechen



Quitar la(s) fuente(s) de luz para el desecho
Remove light source(s) for disposal
Retirer la (les) source(s) lumineuse(s) pour l'élimination
Rimuovere la/le sorgente/e di luce per lo smaltimento
Lichtquelle(n) zur Entsorgung entfernen



Quitar la batería para el desecho
Remove the battery for decommissioning
Retirer la batterie pour sa mise au rebut
Rimuovere la batteria per la dismissione
Die Batterie ordnungsgemäß entsorgen



Quitar el equipo de control para el desecho
Remove control gear for disposal
Retirer le dispositif de commande pour l'élimination
Rimuovere l'alimentatore per lo smaltimento
Betriebsgerät zur Entsorgung ausbauen



Enviar los materiales a un centro de recogida RAEE
Send the materials to a WEEE collection centre
Envoyer les matériaux dans une déchetterie DEEE
Inviare i materiali ad un centro di raccolta RAEE
Die Materialien in einem WEEE-Zentrum entsorgen

