




## Dimensions



## Accessories



WIRE TRIMLESS ACCESSORY



TRIMLESS TOOL

Name	ZENIT INDIRECT 2700K WT
Reference	A5660010WT
Colour	Textured white
Base Finishing	Textured white
RAL	9016
Category	SUSPENSION

### PRODUCT

Type	LED
Gross luminous flux	610 lm
Colour temperature	2700 K
Chromatic stability	MacAdam Step 2
Colour Rendering Index	CRI>90
Power	3,7 W
Current	200 mA
Efficacy	165 lm/W
LED lifespan	L80B10 >72.000h
Energy efficiency class	D

### LIGHT SOURCE

Lighting efficiency	88%
Light beam angle	101°

### LIGHTING FIXTURE | PHOTOMETRIC DATA

Driver	Included
Power values of the system	5,04 W
Frequency	50/60 Hz
Dimming	No Dim
Electrical insulation class	<input type="checkbox"/>

### LIGHTING FIXTURE | ELECTRICAL DATA

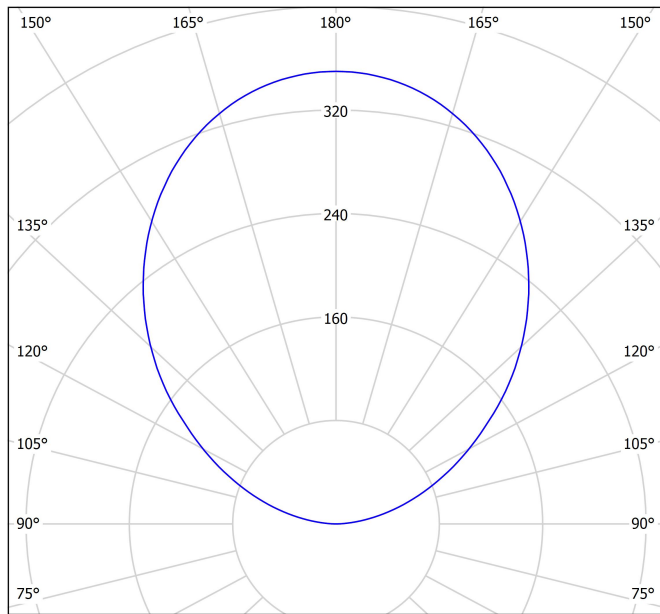
Sealing	IP20
Recess measurements	Ø50 mm
Cord length	Max. 2 m
Fast adjustment tensioner	No
Weight	688 g
Packaged weight	938 g
Packaging dimensions	280 x 235 x 136 mm
Units per package	1
Materials	Aluminium / Acrylonitrile Butadiene Styrene / Polycarbonate

### OTHER DATA



Simplicity and sophistication come together in the Zenit suspension luminaire, designed by Italian lighting designer Rocco Este. Through enveloping indirect light and precise accent lighting, Zenit is conceived to illuminate double-height spaces, turning its name into a true ode to verticality. Its circular geometry integrates indirect light at the top, while the downlight delivers powerful direct light below—an ideal combination for creating a functional yet welcoming atmosphere.

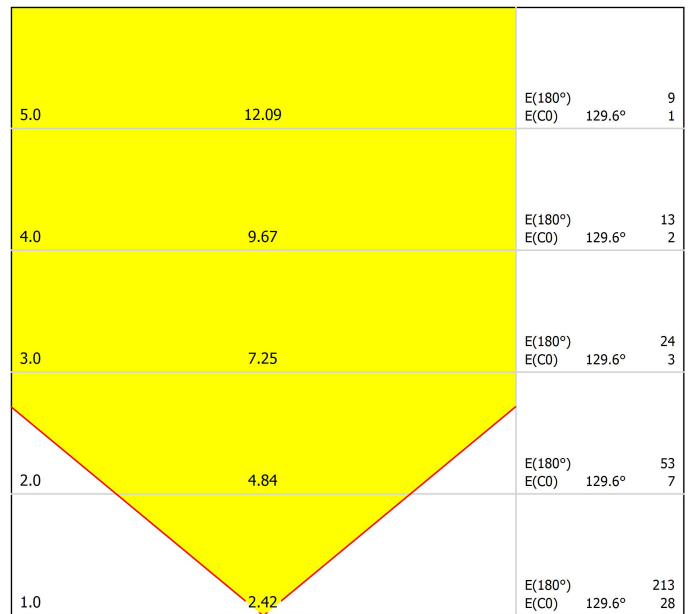
Polar diagram



cd/klm  
— C0 - C180    — C90 - C270

η = 88%

Conical diagram



Distance [m]      Cone Diameter [m]

— C0 - C180 (Half-value Angle: 100.8°)

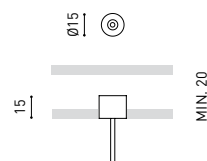
Illuminance [lx]



PRODUCT	
Model	Coaxial Trimless
Reference	A023-00-03-   W   N
Colour	W <input type="checkbox"/> RAL 9016   N <input checked="" type="checkbox"/> RAL 9005
Category	Accessories



## Dimensional drawing



### Accessory for trimless cable

Wire Trimless Accessory is a collection of accessories for fitting tensioners and cables to Arkoslight luminaires suspended directly from the ceiling with any visible ceiling rose or fixings. This achieves a minimalist application with a visually tidy finish.

With Wire Trimless Accessory the items adjacent to the ceiling of the standard product (ceiling roses, fixings, driver boxes, etc.) are concealed by a simple recessed application.

Wire Trimless Accessory reduces the visual impact of the installation leading to extremely minimalist aesthetics. The wires come out of the ceiling material as a part of the structure. This detail creates a much purer, more essential layout, particular when several luminaires are fitted in an arrangement.



INSTALLATION GUIDE

[https://youtu.be/sa\\_xAgj4ji4](https://youtu.be/sa_xAgj4ji4)



#### PRODUCT

Model	Trimless Tool <b>D20 X D52 MM</b>
Reference	A478-00-01
Category	Accessories





Fuente de luz (LED) reemplazable por un profesional autorizado  
 Replaceable (LED only) light source by an authorized professional.  
 Source lumineuse (LED) remplaçable par un professionnel agréé  
 Sorgente luminosa (LED) sostituibile da parte di un professionista autorizzato  
 Austauschbare (LED) Lichtquelle durch einen autorisierten Fachmann



Equipo de control reemplazable por un profesional autorizado  
 Replaceable control gear by an authorized professional  
 Dispositif de commande remplaçable par un professionnel agréé  
 Alimentatore sostituibile da parte di un professionista autorizzato  
 Auswechselbares Betriebsgerät durch autorisierten Fachmann

## Instrucciones para el final de vida y la eliminación de los componentes:

### Instructions on end-of-life and component disposal:

### Instructions pour la gestion des composants en fin de vie et leur mise au rebut :

### Istruzioni per il fine vita e lo smaltimento dei componenti:

### Anweisungen zur entsorgung der Leuchtenkomponenten:



Interrumpir la alimentación del aparato  
 Cut the power supply to the luminaire  
 Couper l'alimentation du luminaire  
 Interrompere l'alimentazione dell'apparecchio  
 Stromversorgung der Leuchte unterbrechen



Quitar la(s) fuente(s) de luz para el desecho  
 Remove light source(s) for disposal  
 Retirer la (les) source(s) lumineuse(s) pour l'élimination  
 Rimuovere la/le sorgente/e di luce per lo smaltimento  
 Lichtquelle(n) zur Entsorgung entfernen



Quitar la batería para el desecho  
 Remove the battery for decommissioning  
 Retirer la batterie pour sa mise au rebut  
 Rimuovere la batteria per la dismissione  
 Die Batterie ordnungsgemäß entsorgen



Quitar el equipo de control para el desecho  
 Remove control gear for disposal  
 Retirer le dispositif de commande pour l'élimination  
 Rimuovere l'alimentatore per lo smaltimento  
 Betriebsgerät zur Entsorgung ausbauen



Enviar los materiales a un centro de recogida RAEE  
 Send the materials to a WEEE collection centre  
 Envoyer les matériaux dans une déchetterie DEEE  
 Inviare i materiali ad un centro di raccolta RAEE  
 Die Materialien in einem WEEE-Zentrum entsorgen

