




Dimensions



Accessories



WIRE TRIMLESS ACCESSORY



TRIMLESS TOOL

| | |
|----------------|----------------------------------|
| Name | ZENIT INDIRECT DIM DALI 3000K WT |
| Reference | A5660021WT |
| Colour | Textured white |
| Base Finishing | Textured white |
| RAL | 9016 |
| Category | SUSPENSION |

PRODUCT

| | |
|-------------------------|-----------------|
| Type | LED |
| Gross luminous flux | 645 lm |
| Colour temperature | 3000 K |
| Chromatic stability | MacAdam Step 2 |
| Colour Rendering Index | CRI>90 |
| Power | 3,7 W |
| Current | 200 mA |
| Efficacy | 174 lm/W |
| LED lifespan | L80B10 >72.000h |
| Energy efficiency class | C |

LIGHT SOURCE

| | |
|---------------------|------|
| Lighting efficiency | 88% |
| Light beam angle | 101° |

LIGHTING FIXTURE | PHOTOMETRIC DATA

| | |
|-----------------------------|--------------------------|
| Driver | Included |
| Power values of the system | 5,39 W |
| Frequency | 50/60 Hz |
| Dimming | DALI |
| Electrical insulation class | <input type="checkbox"/> |

LIGHTING FIXTURE | ELECTRICAL DATA

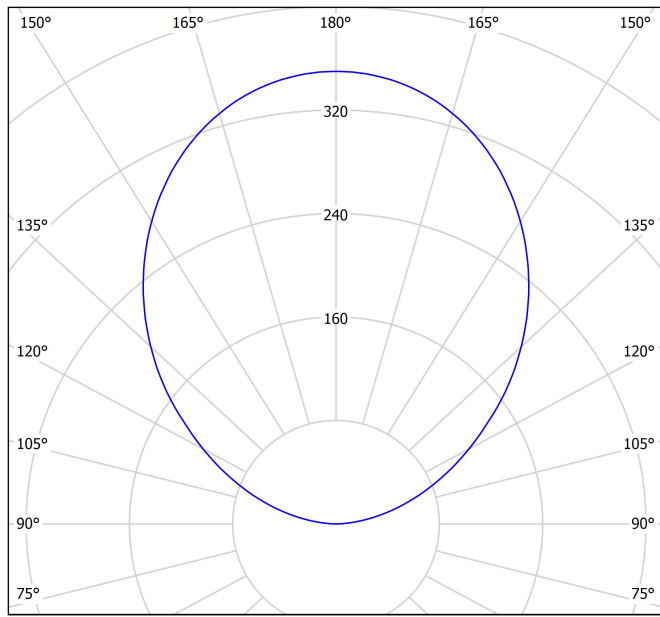
| | |
|---------------------------|---|
| Sealing | IP20 |
| Recess measurements | Ø50 mm |
| Cord length | Max. 2 m |
| Fast adjustment tensioner | No |
| Weight | 688 g |
| Packaged weight | 938 g |
| Packaging dimensions | 280 x 235 x 136 mm |
| Units per package | 1 |
| Materials | Aluminium / Acrylonitrile Butadiene Styrene / Polycarbonate |

OTHER DATA



Simplicity and sophistication come together in the Zenit suspension luminaire, designed by Italian lighting designer Rocco Este. Through enveloping indirect light and precise accent lighting, Zenit is conceived to illuminate double-height spaces, turning its name into a true ode to verticality. Its circular geometry integrates indirect light at the top, while the downlight delivers powerful direct light below—an ideal combination for creating a functional yet welcoming atmosphere.

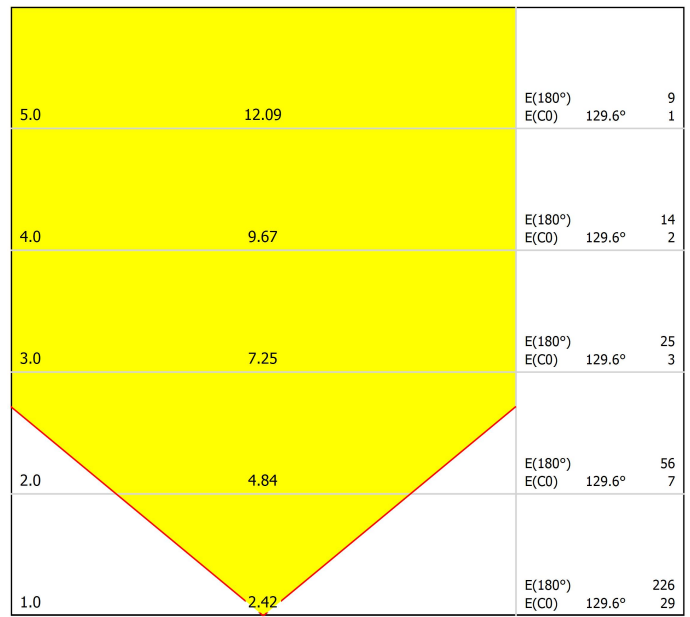
Polar diagram



cd/klm
— C0 - C180 — C90 - C270

$\eta = 88\%$

Conical diagram



Distance [m] Cone Diameter [m]

— C0 - C180 (Half-value Angle: 100.8°)

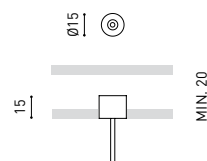
Illuminance [lx]



| PRODUCT | |
|-----------|--|
| Model | Coaxial Trimless |
| Reference | A023-00-03- W N |
| Colour | W <input type="checkbox"/> RAL 9016 N <input checked="" type="checkbox"/> RAL 9005 |
| Category | Accessories |



Dimensional drawing



Accessory for trimless cable

Wire Trimless Accessory is a collection of accessories for fitting tensioners and cables to Arkoslight luminaires suspended directly from the ceiling with any visible ceiling rose or fixings. This achieves a minimalist application with a visually tidy finish.

With Wire Trimless Accessory the items adjacent to the ceiling of the standard product (ceiling roses, fixings, driver boxes, etc.) are concealed by a simple recessed application.

Wire Trimless Accessory reduces the visual impact of the installation leading to extremely minimalist aesthetics. The wires come out of the ceiling material as a part of the structure. This detail creates a much purer, more essential layout, particular when several luminaires are fitted in an arrangement.



INSTALLATION GUIDE

https://youtu.be/sa_xAgj4ji4



PRODUCT

| | |
|-----------|-----------------------------------|
| Model | Trimless Tool D20 X D52 MM |
| Reference | A478-00-01 |
| Category | Accessories |





Fuente de luz (LED) reemplazable por un profesional autorizado

Replaceable (LED only) light source by an authorized professional.

Source lumineuse (LED) remplaçable par un professionnel agréé

Sorgente luminosa (LED) sostituibile da parte di un professionista autorizzato

Austauschbare (LED) Lichtquelle durch einen autorisierten Fachmann



Equipo de control reemplazable por un profesional autorizado

Replaceable control gear by an authorized professional

Dispositif de commande remplaçable par un professionnel agréé

Alimentatore sostituibile da parte di un professionista autorizzato

Auswechselbares Betriebsgerät durch autorisierten Fachmann

Instrucciones para el final de vida y la eliminación de los componentes:

Instructions on end-of-life and component disposal:

Instructions pour la gestion des composants en fin de vie et leur mise au rebut :

Istruzioni per il fine vita e lo smaltimento dei componenti:

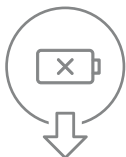
Anweisungen zur entsorgung der Leuchtenkomponenten:



Interrumpir la alimentación del aparato
Cut the power supply to the luminaire
Couper l'alimentation du luminaire
Interrompere l'alimentazione dell'apparecchio
Stromversorgung der Leuchte unterbrechen



Quitar la(s) fuente(s) de luz para el desecho
Remove light source(s) for disposal
Retirer la (les) source(s) lumineuse(s) pour l'élimination
Rimuovere la/le sorgente/e di luce per lo smaltimento
Lichtquelle(n) zur Entsorgung entfernen



Quitar la batería para el desecho
Remove the battery for decommissioning
Retirer la batterie pour sa mise au rebut
Rimuovere la batteria per la dismissione
Die Batterie ordnungsgemäß entsorgen



Quitar el equipo de control para el desecho
Remove control gear for disposal
Retirer le dispositif de commande pour l'élimination
Rimuovere l'alimentatore per lo smaltimento
Betriebsgerät zur Entsorgung ausbauen



Enviar los materiales a un centro de recogida RAEE
Send the materials to a WEEE collection centre
Envoyer les matériaux dans une déchetterie DEEE
Inviare i materiali ad un centro di raccolta RAEE
Die Materialien in einem WEEE-Zentrum entsorgen

