Buddy

ARKOSLIGHT



Größe

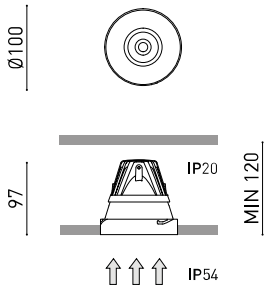

Zubehör



TRIMLESS ACCESSORY (MANDATORY)



DRIVER OPTIONS



TRIMLESS TOOL

	PRODUKT
Name	BUDDY L TRIMLESS TW 1800K-4000K SPOT N
Artikelnummer	A5681117N
Farbe	Schwarz matt
RAL	9005
Kategorie	CEILING RECESSED
	LICHTQUELLE
Typ	LED
Bruttolichtstrom	1270 lm
Farbtemperatur	Tunable White 1800 - 4000 K
Farbstabilität	MacAdam Step 3
Farbwiedergabeindex	CRI>90
Leistung	11,6 W
Lichtausbeute	109 lm/W
Nutzlebensdauer der LED in Betriebsstunden	L80B10 >55.000h
Energieeffizienzklasse	F
	LEUCHTE | PHOTOMETRISCHE DATEN
Leuchtenwirkungsgrad (LOR)	76%
Abstrahlwinkel	29°
UGR	< 19
	LEUCHTE | ELEKTRISCHE DATEN
Driver	Exklusiv
Helligkeitssteuerung	DALI
Schutzklasse	III
	ANDERE DATEN
Dichtigkeit	IP54
Wireless control	Bitte anfragen
Einbaumaße	Ø105 mm
Gewicht	235 g
Gewicht inkl. Verpackung	356 g
Abmessungen der Verpackung	190 x 142 x 114 mm
Stück pro Verpackung	1
Materialien	Aluminium / Polycarbonat / Polymethylmetacrylat

CE

Die Raffinesse der Unterputzbeleuchtung. Buddy maximiert die Lichtleistung der klassischen Unterputzleuchte. Mit einem soliden und entschlossenen Design erreicht die Leuchte größere Energieeinsparungen und exquisiten Sehkomfort. Die Produktfamilie ist in mehreren Versionen mit vier verschiedenen Öffnungswinkeln erhältlich: Flood, Medium, Spot und Super Spot. Dank der Dim-to-Warm-Technologie kann Buddy die Farbintensität und -temperatur regulieren und so für mehr Komfort im Raum sorgen. Mit Tunable-White ist zudem die unabhängige Steuerung möglich. Die vier Versionen je nach Position belegen die Vielseitigkeit: Unterputz, rahmenlos, kippbar und kippbar-rahmenlos, wobei der Lichtstrom bei allen Öffnungswinkeln beibehalten wird.

Calle N, s/n - Pol. Ind. El Oliveral
46394 Ribarroja del Turia - Valencia (Spain)
info@arkoslight.com - www.arkoslight.com

5 Year GUARANTEE*

Lichttechnische daten

ARKOSLIGHT

Polar-koordinaten diagramm

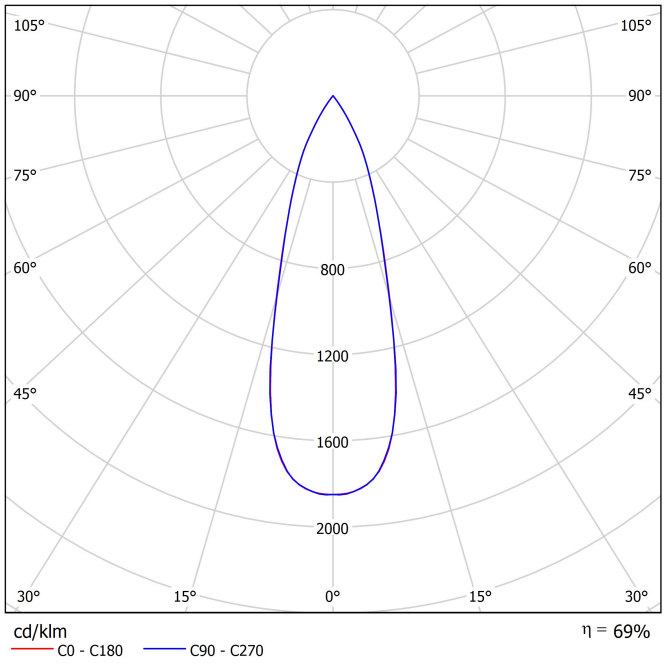

Kegeldiagramm

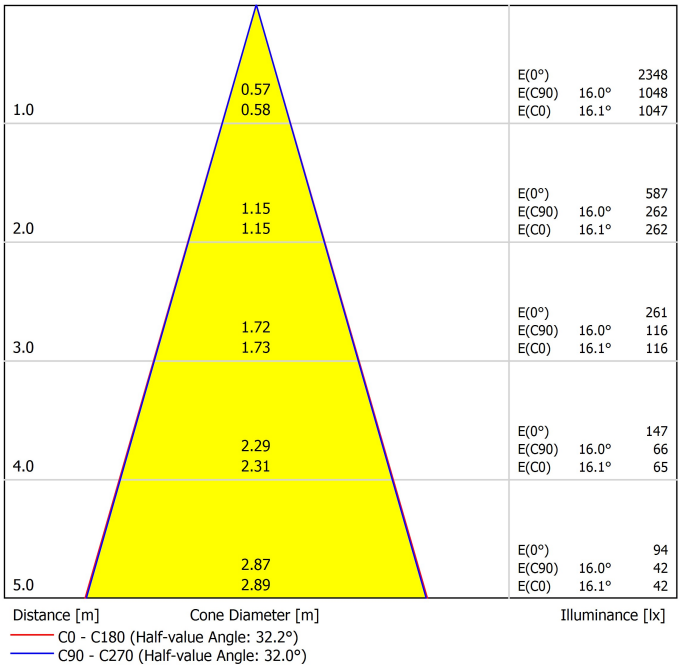

UGR

Glare Evaluation According to UGR

ρ Ceiling		70	70	50	50	30	70	70	50	50	30
ρ Walls		50	30	50	30	30	50	30	50	30	30
ρ Floor		20	20	20	20	20	20	20	20	20	20
Room Size X	Y	Viewing direction at right angles to lamp axis					Viewing direction parallel to lamp axis				
2H	2H	-26.5	-25.8	-26.2	-25.6	-25.4	-27.4	-26.8	-27.2	-26.6	-26.4
	3H	-26.6	-26.0	-26.3	-25.8	-25.6	-27.5	-27.0	-27.3	-26.7	-26.5
	4H	-26.7	-26.1	-26.4	-25.9	-25.6	-27.6	-27.1	-27.3	-26.8	-26.6
	6H	-26.7	-26.2	-26.4	-26.0	-25.7	-27.7	-27.2	-27.4	-26.9	-26.6
	8H	-26.8	-26.3	-26.4	-26.0	-25.7	-27.7	-27.2	-27.4	-27.0	-26.7
	12H	-26.8	-26.4	-26.5	-26.1	-25.8	-27.8	-27.3	-27.4	-27.0	-26.7
4H	2H	-26.7	-26.1	-26.4	-25.9	-25.6	-27.6	-27.1	-27.3	-26.8	-26.6
	3H	-26.8	-26.4	-26.5	-26.1	-25.7	-27.7	-27.3	-27.4	-27.0	-26.7
	4H	-26.9	-26.5	-26.5	-26.2	-25.8	-27.8	-27.4	-27.5	-27.1	-26.8
	6H	-27.0	-26.6	-26.6	-26.3	-25.9	-27.9	-27.6	-27.5	-27.2	-26.8
	8H	-27.0	-26.7	-26.6	-26.3	-25.9	-27.9	-27.7	-27.5	-27.3	-26.9
	12H	-27.0	-26.8	-26.6	-26.4	-26.0	-28.0	-27.7	-27.5	-27.3	-26.9
8H	4H	-27.0	-26.7	-26.6	-26.3	-25.9	-27.9	-27.7	-27.5	-27.3	-26.9
	6H	-27.1	-26.9	-26.6	-26.5	-26.0	-28.0	-27.8	-27.6	-27.4	-27.0
	8H	-27.1	-27.0	-26.7	-26.5	-26.1	-28.1	-27.9	-27.6	-27.5	-27.0
	12H	-27.2	-27.0	-26.7	-26.6	-26.1	-28.1	-28.0	-27.6	-27.5	-27.0
12H	4H	-27.0	-26.8	-26.6	-26.4	-26.0	-28.0	-27.7	-27.5	-27.3	-26.9
	6H	-27.1	-27.0	-26.7	-26.5	-26.1	-28.1	-27.9	-27.6	-27.5	-27.0
	8H	-27.2	-27.0	-26.7	-26.6	-26.1	-28.1	-28.0	-27.6	-27.5	-27.0

Variation of the observer position for the luminaire distances S		
S = 1.0H S = 1.5H S = 2.0H	+6.6 / -34.8 +9.4 / -48.5 +11.4 / -88.2	+6.6 / -34.4 +9.4 / -51.3 +11.4 / -88.2
Standard table	BK00	BK00
Correction Summand	-11.0	-11.0

Corrected Glare Indices referring to 1270lm Total Luminous Flux

Calle N, s/n - Pol. Ind. El Oliveral
46394 Ribarroja del Turia - Valencia (Spain)
info@arkoslight.com - www.arkoslight.com

5 Year GUARANTEE*

Trimless accessory

ARKOSLIGHT

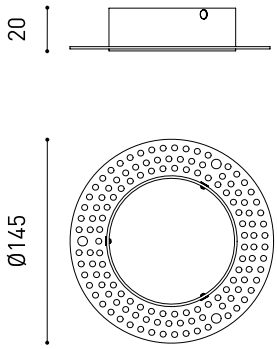

	PRODUCT
Model	BUDDY L **Trimless Accessory**
Reference	**A568-10-90**
Material	Iron
Coating	Zinc plated
Category	Accessories

MANDATORY FOR INSTALLATION

Ø105

Calle N, s/n - Pol. Ind. El Oliveral
46394 Ribarroja del Turia-Valencia (Spain)
info@arkoslight.com - www.arkoslight.com

5 Year GUARANTEE

Driver options

ARKOSLIGHT

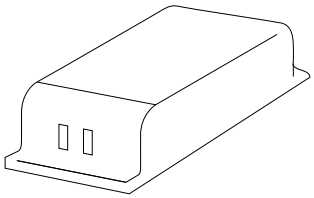

DRIVER OPTIONS			P	I	CCT	Flux
BUDDY L 1	NO DIM	0433-01-37	8,1W	250mA	2700K	1500lm
					3000K	1560lm
					3500K	1600lm
					4000K	1600lm
BUDDY L 2	NO DIM	0433-00-21	11,5W	350mA	2700K	2010lm
	DALI	0433-01-40			3000K	2090lm
	CASAMBI	0433-01-43			3500K	2120lm
	PHASE CUT	0433-01-39			4000K	2120lm
BUDDY L Super Spot	NO DIM	0433-01-38	11,6W	650mA	2700K	1430lm
	DALI	0433-01-41			3000K	1510lm
	CASAMBI	0434-01-98			3500K	1570lm
					4000K	1610lm
BUDDY L Tunable White	DALI	0433-01-42	11,6W	350mA	1800-4000K	1270lm
					2700-5000K	1630lm
BUDDY L Dim to Warm	DALI	0433-01-40	11,6W	350mA	1800-3000K	1280lm
	CASAMBI	0433-01-43				
	PHASE CUT	0433-01-39				

220 240 V~ — 48V Please Consult

Calle N, s/n - Pol. Ind. El Oliveral
46394 Ribarroja del Turia-Valencia (Spain)
info@arkoslight.com - www.arkoslight.com

5 Year GUARANTEE

Phase Cut dimmers compatibility

ARKOSLIGHT

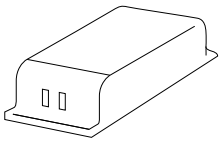

DRIVER	
0433-01-39	DRIVER LED 18W PH.CUT CONFIG.350mA

PHASE CUT DIMMERS TESTED FOR COMPATIBILITY:

Brand / Manufacturer	Model number	Dimming Type
Busch	2247U	Leading edge
Busch	6523 U	Leading edge
Legrand	Cat 400T	Trailing edge
Legrand	6708300%	Trailing edge
Legrand	77006200%	Trailing edge
NIKO	310-01900	Trailing edge
NIKO	310-02700	Trailing edge
NIKO	310-02800	Trailing edge
OSRAM	MCU Te250	Trailing edge
Siemens	5TC8 284	Trailing edge
Diginet	MEDM/LED Smart phase (DGLCDM400)	Trailing edge
Clipsal	32ELEDM	Trailing edge
Hager B&R	WBMD400LED	Trailing edge
V-PRO	250W MAX. GLS	Trailing edge
SG	LEDDIM 400	Trailing edge
ELKO	316 GLED	Leading edge
Hamilton	LEDIT-B100	Trailing edge
VLTIMATE	GU6012L	Trailing edge
SHUTTLE	SDIM-T-LED500W	Leading edge
RADIANT	LEDDIMO4-500W	Trailing edge
GIRA	238500%	Trailing /Leading edge
JUNG	122400%	Trailing /Leading edge

THE PARTICULAR CONDITIONS OF EACH INSTALLATION AND THE SPECIFICATIONS AND CONDITIONS OF USE OF EACH REGULATOR, MAY DIFFER FROM THOSE CONSIDERED IN THE COMPATIBILITY TESTING, AND AFFECT ITS PERFORMANCE IN SAID INSTALLATION.

FOR MORE INFO, PLEASE CONSULT

Calle N, s/n - Pol. Ind. El Oliveral
46394 Ribarroja del Turia-Valencia (Spain)
info@arkoslight.com - www.arkoslight.com

5Year GUARANTEE

Trimless Tool

ARKOSLIGHT

INSTALLATION GUIDE
https://youtu.be/sa_xAgj4ji4



	PRODUCT
Model	Trimless Tool **D105 X D145 MM**
Reference	A478-00-06
Category	Accessories

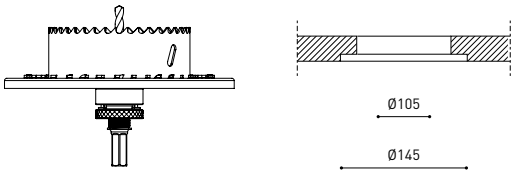

Calle N, s/n - Pol. Ind. El Oliveral
46394 Ribarroja del Turia-Valencia (Spain)
info@arkoslight.com - www.arkoslight.com

5 Year GUARANTEE

Ecodesign and Energy Labelling

ARKOSLIGHT

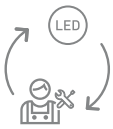

Fuente de luz (LED) reemplazable por un profesional autorizado

Replaceable (LED only) light source by an authorized professional.

Source lumineuse (LED) remplaçable par un professionnel agréé

Sorgente luminosa (LED) sostituibile da parte di un professionista autorizzato

Austauschbare (LED) Lichtquelle durch einen autorisierten Fachmann



Equipo de control reemplazable por un profesional autorizado

Replaceable control gear by an authorized professional

Dispositif de commande remplaçable par un professionnel agréé

Alimentatore sostituibile da parte di un professionista autorizzato

Auswechselbares Betriebsgerät durch autorisierten Fachmann

Instrucciones para el final de vida y la eliminación de los componentes:
Instructions on end-of-life and component disposal:
Instructions pour la gestion des composants en fin de vie et leur mise au rebut :
Istruzioni per il fine vita e lo smaltimento dei componenti:
Anweisungen zur entsorgung der Leuchtenkomponenten:



Interrumpir la alimentación del aparato
Cut the power supply to the luminaire
Couper l'alimentation du luminaire
Interrompere l'alimentazione dell'apparecchio
Stromversorgung der Leuchte unterbrechen

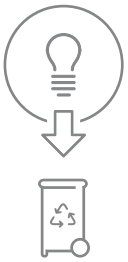

Quitar la(s) fuente(s) de luz para el desecho
Remove light source(s) for disposal
Retirer la (les) source(s) lumineuse(s) pour l'élimination
Rimuovere la/le sorgente/e di luce per lo smaltimento
Lichtquelle(n) zur Entsorgung entfernen

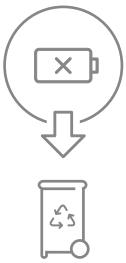

Quitar la batería para el desecho
Remove the battery for decommissioning
Retirer la batterie pour sa mise au rebut
Rimuovere la batteria per la dismissione
Die Batterie ordnungsgemäß entsorgen

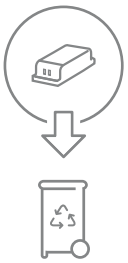

Quitar el equipo de control para el desecho
Remove control gear for disposal
Retirer le dispositif de commande pour l'élimination
Rimuovere l'alimentatore per lo smaltimento
Betriebsgerät zur Entsorgung ausbauen

Enviar los materiales a un centro de recogida RAEE
Send the materials to a WEEE collection centre
Envoyer les matériaux dans une déchetterie DEEE
Inviare i materiali ad un centro di raccolta RAEE
Die Materialien in einem WEEE-Zentrum entsorgen

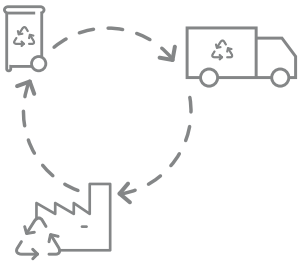

Calle N, s/n - Pol. Ind. El Oliveral
46394 Ribarroja del Turia-Valencia (Spain)
info@arkoslight.com - www.arkoslight.com